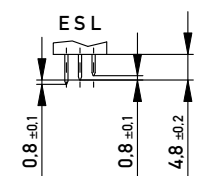
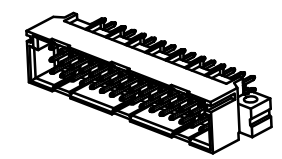
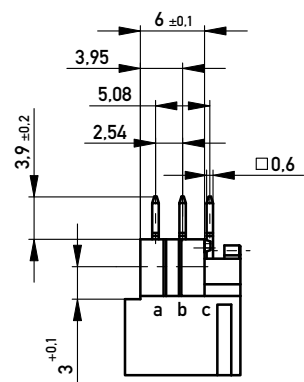


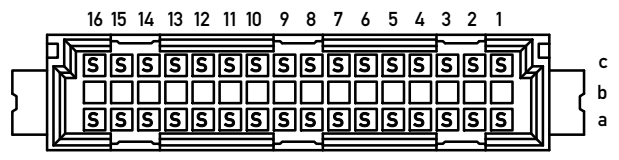
Stecklänge / mating length



E = early mate, late break / voreilend
 S = standard
 L = late mate, early break / nacheilend

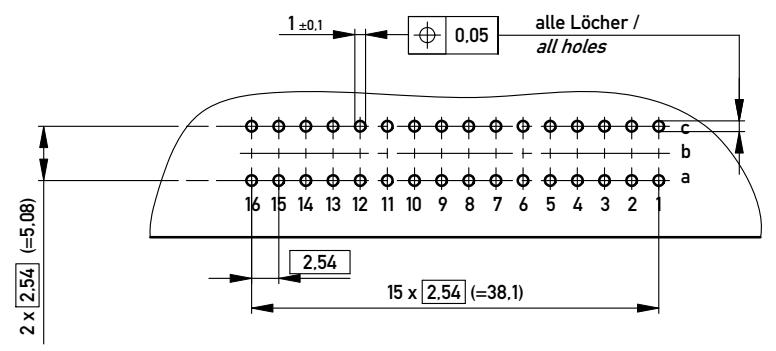


Bestückungsplan / contact layout



Lötanschluss 0,6mm / solder terminal 0,6mm
 Isolierwerkstoff / housing material : PBT GF 30
 Bauart 4 / type 4
 Anforderungsstufe 2 = 400 Steckzyklen / performance class 2 = 400 mating cycles
 Fehlende Maße und Angaben nach IEC 60 603-2 / DIN EN 60 603-2
 Missing information and dimensions per IEC 60 603-2 / DIN EN 60 603-2

Leiterplatten- Lochbild / PCB drillhole pattern



Berdeckung siehe Zeichnung 294905
 marking see drawing 294905

Copyright by ERNI GmbH. Proprietary notice pursuant to ISO 16106 to be observed.

| | | | | | |
|--|------------|--|----------------------|---|--------|
| Information: | | Tolerances | All Dimensions in mm | Scale | 2:1 |
| All rights reserved. Only for Information. To ensure that this is the latest version of this drawing, please contact one of the ERNI companies before using. | | Subject to modification without prior notice. Drawing will not be updated. | | Designation | |
| | | www.ERNI.com | | Messerleiste C/2 32 Löt Male Con.C/2 32 solder | |
| - | 17.08.2009 | | | 384208 | |
| Index | Date | | | I A3 | |
| | | | | Class | STVC/2 |